

Connection Instructions

Liftkleen™ LKR36, LKR48, LKR60, LKD60, LKD72, LKD84

Connecting your Liftkleen Parts Washer to a Turbo Boost Filtration System

See Turbo Boost Filtration System Operations and Maintenance Instructions for basic guidelines in setting up the filtration system. This information is specific to the models mentioned above only. To attach the Turbo Boost Filtration System to this LiftKleen model, follow instructions. Before starting up, fill the parts washer according to the instruction manual that accompanies your specific model.

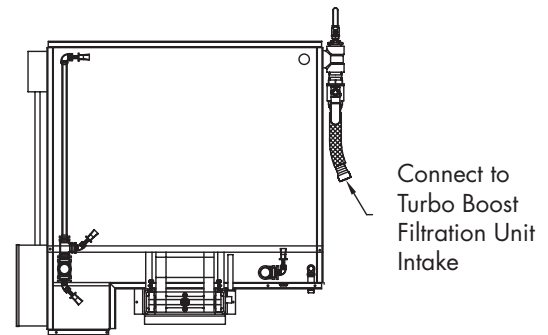
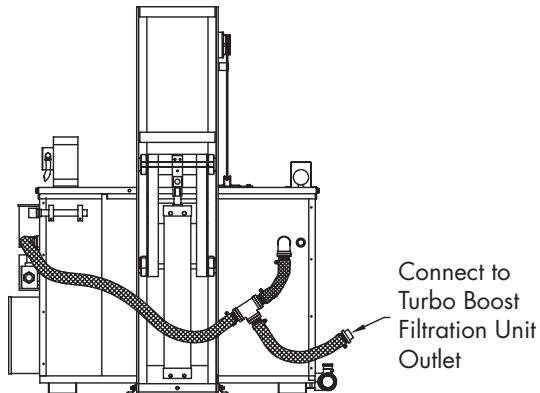
View of tank back showing filtration system's outlet.

Attach hose (provided) with clamps (provided) to Turbo Boost outlet.

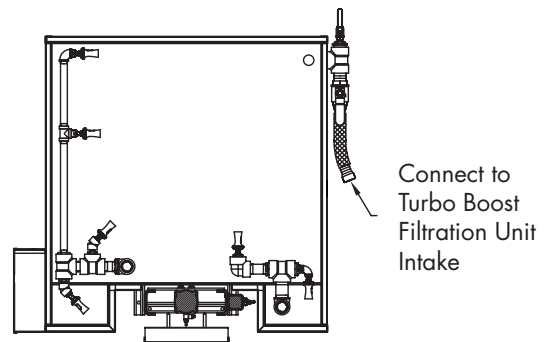
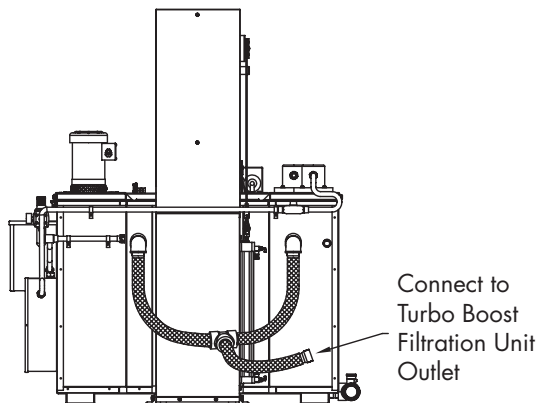
View of tank top showing LiftKleen inlet.

Attach hose (provided) with clamps (provided) to Turbo Boost intake.

LKR36



LKR48



LKR60, LKD60 LKD72 LKD84

